



**ÇELİK SERVİS
MERKEZİ**



“SEKTÖRÜN
LİDER
MARKASI”

“INDUSTRY
LEADING
COMPANY”



+90 312 504 16 60
+90 543 664 00 78



www.marscelikservismerkezi.com
www.marssteel.com.tr



info@marssteel.com.tr
info@marscelikservismerkezi.com





Mars Çelik firması olarak; demir ve çelik sektöründeki 30 yılı aşkın bilgi ve tecrübemizle, dünyadaki tüm yenilikleri işimize entegre ederek, müşterilerimizin beklentilerine uygun olan ürünlerimizi, ülke ve dünya pazarına güvenle sunmaktayız.

Türkiye’de sektöründe önde gelen firmalardan biri olan firmamız, kurumsal kimliği ile gücünü sizlerden alarak; uygun fiyat ile ödeme kolaylığı, kaliteli ürün çeşitliliği, zamanında teslim ve güler yüzlü çalışanları ile istikrarlı yükselişini sürdürmektedir.

As Mars Steel Company; with our knowledge and experience of more than 30 years in the iron and steel industry , by integrating all the innovations in the world into our business , we present our products confidently which are in accord with our customer expectation to the country and world.

Our company which is one of the leading companies in its sector in Turkey by taking its power from you with its corporate identity , maintains its steady rising with affordable prices, easy terms of payment, quality product variety, timely delivery and friendly employees.



Firmamız, sektörün ihtiyaçlarına hızlı, kaliteli, kusursuz hizmet vermeyi amaçlayan, gereksinimlere duyarlı, yenilikçi ve öncü bir firma olarak sürekli gelişim içerisindeyiz.

Our company is in continuous development as an innovative and pioneering company that aims to provide fast, high quality and perfect service to the needs of the sector.

Profesyonellik ilkesinin ışığını kurumsal vizyonla birleştirerek, müşterilerimizin ihtiyaçlarını çok iyi analiz ederek ve müşteri memnuniyetinden ödün vermeden ekonomik, hızlı ve kaliteli çözümler sunmaktır.

Combining the light of the professionalism principle with the corporate vision, analyzing the needs of our customers very well and offering economic, fast and quality solutions without compromising customer satisfaction.





KURUMSAL
CORPORATE





HİZMETLERİMİZ

OUR SERVICES



LAZER KESİM / LAZER CUTTING

CNC KESİM / CNC CUTTING

PROFİL KESİM / PROFILE CUTTING

BORU KESİM / PIPE CUTTING

SAC KESİM / SHEET CUTTING

ÖZEL BOY ÜRETİM / CUSTOM SIZE PRODUCTION

RULO DİLME KESİM / ROLL SLITTING CUT

RULO SAC KESİM / ROLL SHEET CUTTING

SAC BÜKÜM / SHEET BENDING

DOLU DEMİR KESİM / FULL IRON CUTTING







HİZMETLERİMİZ

OUR SERVICES

MARS STEEL



MARS STEEL

VİZYON/MİSYON
VISION/MISSION





MARS STEEL



SAC / SHEET

BORU / PIPE

PROFİL / PROFILE

DEMİR / IRON

TRAPEZ / TRAPEZE


YAPI MALZEMELERİ / CONSTRUCTION MATERIALS

ÇELİK DOLAP / STEEL CABINET





SAC / SHEET



Stor / Blind

Euro Kalite : DX51D+Z – DX52D+Z – DX53D+Z – DX53D+Z
– DX54D+Z – DX56D+Z – DX57D+Z / Euro Quality : DX51D+Z
– DX52D+Z – DX53D+Z – DX53D+Z – DX54D+Z – DX56D+Z –
DX57D+Z

Erdemir Kalite : 1311 – 1312 – 1313 – 1303 – 1314 – 1315 – 1317/
Erdemir Quality : 1311 – 1312 – 1313 – 1303 – 1314 – 1315 – 1317

Genişlik : 804 mm / Width : 804 mm

Uzunluk : 1000 – 3200 mm / Length : 1000 – 3200 mm

Et Kalınlığı : 0,30 – 0,70 mm / Wall Thickness : 0,30 – 0,70 mm



Rulo Saclar / Roll Sheet


Euro Kalite : S235JR – S235J0 – S235J2 – S275JR – S275J0
– S275J2 – S355JR – S355J0 – S355J2 – DC01 – DC03 – DC04
– DC05 – DC05 – DC06 – DC01EK – DC04EK – DC06ED/ Euro
Quality : S235JR – S235J0 – S235J2 – S275JR – S275J0 –
S275J2 – S355JR – S355J0 – S355J2 – DC01 – DC03 – DC04
– DC05 – DC05 – DC06 – DC01EK – DC04EK – DC06ED

Erdemir Kalite : 3137 – 3244 – 3252 – 5252 – 4252 – 6112 – 6113
– 6114 – 6115 – 6513 – 7114 – 7115 – 7116 – 7125 – 7128 – 7132 –
7136 – 7140 – 7512 – 7513 – 7516 – 7660/ Erdemir Quality : 3137
– 3244 – 3252 – 5252 – 4252 – 6112 – 6113 – 6114 – 6115 – 6513
– 7114 – 7115 – 7116 – 7125 – 7128 – 7132 – 7136 – 7140 – 7512 –
7513 – 7516 – 7660

Genişlik : 1000 – 2000 mm / Width : 1000 – 2000 mm

Boy : 2000 – 8000 mm / Length : 2000 – 8000 mm

Et Kalınlığı : 2 – 16 mm / Wall Thickness : 2 – 16 mm




Kazan Sacı / Boiler Plate

Euro Kaliteleri : P235GH – P265GH – P355GH – 16M03
– P295GH – P355NH – P355NL1 / Euro Quality: P235GH –
P265GH – P355GH – 16M03 – P295GH – P355NH – P355NL1

Erdemir Kaliteleri : 6335 – 6341 – 6352 – 6347 – 6353 / Er-
demir Quality: 6335 – 6341 – 6352 – 6347 – 6353

Genişlik : 1500 -3000 mm / Width : 1500 -3000 mm

Et Kalınlığı : 5 – 60 mm / Wall Thickness : 5 – 60 mm



Alüminyum Sac / Aluminum Sheet

Kalite : 1050 – 2007 – 2011 – 2014 – 2017A – 2024 – 3003 – 5005
– 5052 – 5083 – 5086 – 5754 – 6013 – 6060 – 6061 – 6063 –
6082 – 7020 – 7075 / Quality: 1050 – 2007 – 2011 – 2014 – 2017A
– 2024 – 3003 – 5005 – 5052 – 5083 – 5086 – 5754 – 6013 –
6060 – 6061 – 6063 – 6082 – 7020 – 7075

Genişlik : 100 – 200 cm / Width: 100 – 200 cm

Et Kalınlığı : 0,30 – 10,00 mm / Wall Thickness : 0,30 – 10,00 mm





Geniřletilmiş Sac / Expanded Sheet


Euro Kalite : S235JR – S235JR(Cu) – S235JRC / Euro Quality : S235JR – S235JR(Cu) – S235JRC

Erdemir Kalite : 3137 – 3237 – 3281 – 3337 – 3937 – 4237 – 4437 – 5437 / Erdemir Quality : 3137 – 3237 – 3281 – 3337 – 3937 – 4237 – 4437 – 5437

Ebat : 1000x2000 – 1250x2500 mm / Dimensions: 1000x2000 – 1250x2500 mm

Et Kalınlığı : 2,00 – 3,00 mm / Wall Thickness : 2,00 – 3,00 mm

Göz Aralığı : 55x22 mm / Interocular Distance : 55x22 mm



Delikli Sac / Perforated Sheet

Euro Kalite : DC01 – DC01EK – DC03 – DC04 – DC04EK – DX51D+Z – DX52D+Z – DX53D+Z – DX54D+Z / Euro Quality : DC01 – DC01EK – DC03 – DC04 – DC04EK – DX51D+Z – DX52D+Z – DX53D+Z – DX54D+Z

Erdemir Kalite : 6112 – 7111 – 7122 – 7512 – 6113 – 7123 – 6114 – 6513 – 7114 – 7124 – 7314 – 7513 – 1311 – 1312 – 1313 – 1314 / Erdemir Quality : 6112 – 7111 – 7122 – 7512 – 6113 – 7123 – 6114 – 6513 – 7114 – 7124 – 7314 – 7513 – 1311 – 1312 – 1313 – 1314

Geniřlik : 1 – 10 mm / Width : 1 – 10 mm

Et Kalınlığı : 1 – 4 mm / Wall Thickness : 1 – 4 mm

Ebat : 1000x2000 – 1200x2400 mm / Dimensions: 1000x2000 – 1200x2400 mm




Baskılı Sac / Printed Sheet

Euro Kalite : S235JR – S235JR(Cu) – RST37-2 / Euro Quality : S235JR – S235JR(Cu) – RST37-2

Erdemir Kalite : 3237 – 3281 – 3937 / Erdemir Quality : 3237 – 3281 – 3937

Ebat : 100x2000 – 1250x2500 mm / Dimensions: 100x2000 – 1250x2500 mm

Et Kalınlığı : 1,20 – 1,50 mm / Wall Thickness : 1,20 – 1,50 mm




Baklavalı Sac / Diamond Plate

Euro Kalite : S235JR – S235JR(Cu) – RST37-2 / Euro Quality : S235JR – S235JR(Cu) – RST37-2

Erdemir Kalite : 3237 – 3281 – 3937 / Erdemir Quality : 3237 – 3281 – 3937

Diř Çap : 600 – 1300 mm / Outer Diameter : 600 – 1300 mm

Et Kalınlığı : 2,0 – 10 mm / Wall Thickness : 2,0 – 10 mm




Asitli Sac – HRP / Acid Sheet – HRP

Euro Kalite : DD11 – DD11(Cu) – DD12 – DD13 – DD14 / Euro Quality: DD11 – DD11(Cu) – DD12 – DD13 – DD14

Erdemir Kalite : 6222 – 6282 – 3222 – 3922 – 4222 – 7222 / Erdemir Quality : 6222 – 6282 – 3222 – 3922 – 4222 – 7222

Genişlik : 600 – 1550 mm / Width: 600 – 1550 mm

Et Kalınlığı : 1,5 – 5,00 mm / Wall Thickness : 1,5 – 5,00 mm



Galvanizli Sac – GZR / Galvanized Sheet – GZR


Euro Kalite : DX51D+Z – DX52D+Z – DX53D+Z – DX54D+Z – DX56D+Z(1)(3) – DX57D+Z(3) / Euro Quality : DX51D+Z – DX52D+Z – DX53D+Z – DX54D+Z – DX56D+Z(1)(3) – DX57D+Z(3)

Erdemir Kalite : 1311 – 1312 – 1313 – 1314 – 1315 – 1317 – 1322 – 1325 – 1328 – 1332 – 1335 / Erdemir Quality : 1311 – 1312 – 1313 – 1314 – 1315 – 1317 – 1322 – 1325 – 1328 – 1332 – 1335

Standartları : EN 10346 / Standards : EN 10346

Genişlik : 500 – 1250 mm / Width : 500 – 1250 mm

Et Kalınlığı : 0,30 – 3,00 mm / Wall Thickness : 0,30 – 3,00 mm




Soğuk Haddelenmiş Sac (CR) – DKP/ Cold Rolled Sheet (CR) – DKP

Euro Kalite : DC01 – DC03 – DC04 – DC05 / Euro Quality : DC01 – DC03 – DC04 – DC05

Erdemir Kalite : 6112 – 6113 – 6114 – 6115 – 7114 / Erdemir Quality : 6112 – 6113 – 6114 – 6115 – 7114

Genişlik : 1000 – 1500 mm / Width: 1000 – 1500 mm

Et Kalınlığı : 0,50 – 3,00 mm / Wall Thickness : 0,50 – 3,00 mm



ST52 Siyah Sac / ST52 Black Sheet


Euro Kaliteleri : S355J0 – S355J2C – S355J2W – S355 – S355J2(+N) / Euro Quality : S355J0 – S355J2C – S355J2W – S355 – S355J2(+N)

Erdemir Kaliteleri : 5252 – 6052 – 4252 – 7252 / Erdemir Quality: 5252 – 6052 – 4252 – 7252

Genişlik : 1000 – 1500 mm / Width : 1000 – 1500 mm

Et Kalınlığı : 1,00 – 100,00 mm / Wall Thickness : 1,00 – 100,00 mm






ST44 Siyah Sac / ST44 Black Sheet

Euro Kalite : S275JR - S275J2 - S275JRC - S275J0 - S275J2(+N) / Euro Quality: S275JR - S275J2 - S275JRC - S275J0 - S275J2(+N)

Erdemir Kalite : 3244 - 3944 - 4244 - 4044 - 6044 - 6244 / Erdemir Quality: 3244 - 3944 - 4244 - 4044 - 6044 - 6244

Ebat : 100x2000 - 1500x3000 mm / Dimensions : 100x2000 - 1500x3000 mm

Kalınlık : 1,50 - 25,00 mm / Thickness: 1,50 - 25,00 mm



ST37 Siyah Sac / ST37 Black Sheet

Euro Kalite : S235JR - S235J2 - S235J2+N - S235JRC - S235J2C / Euro Quality: S235JR - S235J2 - S235J2+N - S235JRC - S235J2C

Erdemir Kalite : 4237 - 3237 - 3137 - 3337 - 4437 - 5437 - 6037 - 6237 / Erdemir Quality: 4237 - 3237 - 3137 - 3337 - 4437 - 5437 - 6037 - 6237

Genişlik : 1000 - 1500 mm / Width : 1000 - 1500 mm

Et Kalınlığı : 1,00 - 100,00 mm / Wall Thickness: 1,00 - 100,00 mm



BORU/ PIPE



Tavlı Siyah Düz Uçlu Boru – HR / Annealed Black Flat End Tube – HR

Kalite : P235TR1 – S235JR / Quality : P235TR1 – S235JR

Standart : TS EN 10217-1 – ISO 65 – ASTM A-53 – TS EN 10255 /
Standard : TS EN 10217-1 – ISO 65 – ASTM A-53 – TS EN 10255

Dış Çap : 21,3 – 339,7 mm / Outer Diameter : 21,3 – 339,7 mm

Et Kalınlığı : 1,9 mm – 12,7 mm / Wall Thickness : 1,9 mm – 12,7 mm

Uzunluk : 3,00 – 18,30 m / Length : 3,00 – 18,30 m



Galvanizli Dişli Manşonlu Boru – GR / Galva- nized Threaded Sleeve Pipe – GR

Kalite : S235JR – S195T – S275JR – S355JR / Quality : S235JR
– S195T – S275JR – S355JR

Standart : TS EN 10025 – EN 10224 – ASTM A589 – AWWA C200
– SI 103 / Standard : TS EN 10025 – EN 10224 – ASTM A589 –
AWWA C200 – SI 103

Dış Çap : 21.30 – 323.90 mm / Outer Diameter : 21.30 – 323.90 mm

Et Kalınlığı : 2.65 – 6.30 mm / Wall Thickness : 2.65 – 6.30 mm

Uzunluk : 1-12 m / Length : 1-12 m



Galvanizli Borular – HR / Galvanized Pipes – HR

Kalite : DX51D+Z – DX52D+Z – DX53D+Z – DX54D+Z – DX56D+Z
– DX57D+Z / Quality : DX51D+Z – DX52D+Z – DX53D+Z – DX-
54D+Z – DX56D+Z – DX57D+Z

Standart : EN 10346 / Standard : EN 10346

Dış Çap : 21,3 – 219,1 mm / Outer Diameter : 21,3 – 219,1 mm

Et Kalınlığı : 1,8 – 7,11 mm / Wall Thickness : 1,8 – 7,11 mm

Uzunluk : 5,0 – 8,5 m / Length : 5,0 – 8,5 m

Kaplama Aralığı : 40 – 350 gr/m² / Coating Range : 40 – 350
gr/m²



Sanayi Borusu – HR / Industrial Pipe – HR

Kalite : S235JRH – S275J0H – S275J2H – S355J0H / Quality :
S235JRH – S275J0H – S275J2H – S355J0H


Standart : TS EN 10305-3 – TS EN 10305-5 / Standard : TS EN
10305-3 – TS EN 10305-5

Dış Çap : 13,0 – 339,7 mm / Outer Diameter : 13,0 – 339,7 mm

Et Kalınlığı : 0,90 – 13,0 mm / Wall Thickness : 0,90 – 13,0 mm

Uzunluk : 0,7-14 m / Length : 0,7-14 m







PROFİL / PROFILE




Boyalı Profiller – HR / Painted Profiles – HR

Kalite : S235JR/J2H – S275J0H/J2H – S355J0H/J2H
/ Quality : S235JR/J2H – S275J0H/J2H – S355J0H/J2H

Standart : DC01 – DIN EN 10130 – S185 / Standard : DC01 – DIN EN 10130 – S185

Ebat : 10x10 – 200x200 mm / Dimensions : 10x10 – 200x200 mm

Et Kalınlığı : 0,80 – 100,00 mm / Wall Thickness : 0,80 – 100,00 mm



Galvanizli Profiller – HR / Galvanized Profiles – HR

Kalite : DX51D+Z – DX52D+Z – DX53D+Z – DX54D+Z – DX56D+Z – DX57D+Z / Quality : DX51D+Z – DX52D+Z – DX53D+Z – DX54D+Z – DX56D+Z – DX57D+Z

Standart : EN 10346 / Standard : EN 10346

Dış Çap : 20x20 – 125x125 mm / Outer Diameter : 20x20 – 125x125 mm

Et Kalınlığı : 1,0 – 3,0 mm / Wall Thickness : 1,0 – 3,0 mm

Uzunluk : 4,0 – 13,0 m / Length : 4,0 – 13,0 m



Çiçek Desenli Profiller – HR / Floral Pattern Profiles – HR

Kalite : S235J2 – S275J2 – S355J2 / Quality : S235J2 – S275J2 – S355J2

Standart : TS 5317 – DIN 2395 – EN 10219-1 – EN 10305-5 / Standard : TS 5317 – DIN 2395 – EN 10219-1 – EN 10305-5

Dış Çap : 10x10 – 250x250 mm / Outer Diameter : 10x10 – 250x250 mm

Et Kalınlığı : 0,70 – 10,0 mm / Wall Thickness : 0,70 – 10,0 mm

Uzunluk : 4-14 m / Length : 4-14 m



İşlemeli Profiller – HR / Embossed Profiles – HR

Kalite : S235J2 – S275J2 – S355J2 / Quality : S235J2 – S275J2 – S355J2

Standartları : TS 5317 – TS EN 10219-2 – ASTM A-500 / Standards : TS 5317 – TS EN 10219-2 – ASTM A-500

Uzunluk : 10x10 – 40x40 mm / Length : 10x10 – 40x40 mm

Et Kalınlığı : 1,20 – 6,00 mm / Wall Thickness : 1,20 – 6,00 mm





Altıgen Profiller – CR / Hexagonal Profiles – CR

Kalite : S275JRH – S275JOH – S275J2H – S355JRH – S355JOH – S355J2H / Quality : S275JRH – S275JOH – S275J2H – S355JRH – S355JOH – S355J2H

Standart : DIN EN 10016 – 10216 – 10217 – 17223 – 10025 – 10263-2 – 10263-3 – 10263-4 / Standard : DIN EN 10016 – 10216 – 10217 – 17223 – 10025 – 10263-2 – 10263-3 – 10263-4

Et Kalınlığı : 0,90 – 2,00 / Wall Thickness : 0,90 – 2,00



Omega Profiller – HR / Omega Profiles – HR

Kalite : DX51D / Quality : DX51D

Standart : EN 10346 / Standard : EN 10346

Uzunluk : 2000-8000 mm / Length : 2000-8000 mm

Et Kalınlığı : 0,40 – 0,50 mm / Wall Thickness : 0,40 – 0,50 mm




Elips Profiller – CR/ Ellipse Profiles – CR

Kalite : S235JRH – S275JOH – S275J2H- S355JOH – S355J2H – S355K2H – S275NH – S275NLH – S275MH – S275MLH – S355NH – S355NLH – S355MH – S355MLH – S420MH – S420MLH / Quality : S235JRH – S275JOH – S275J2H- S355JOH – S355J2H – S355K2H – S275NH – S275NLH – S275MH – S275MLH – S355NH – S355NLH – S355MH – S355MLH – S420MH – S420MLH

Standart : TS EN 10305-3 – TS EN 10305-5 – DIN 2394 – DIN2395 / Standard : TS EN 10305-3 – TS EN 10305-5 – DIN 2394 – DIN2395

Dış Çap : 22x14 – 60x30 mm / Outer Diameter : 22x14 – 60x30 mm

Et Kalınlığı : 0,7 – 6 mm / Wall Thickness : 0,7 – 6 mm



D Profiller – CR / D Profiles- CR

Kalite : S235JRH – S275JOH – S275J2H- S355JOH – S355J2H – S355K2H – S275NH – S275NLH – S275MH – S275MLH – S355NH – S355NLH – S355MH – S355MLH – S420MH – S420MLH / Quality : S235JRH – S275JOH – S275J2H- S355JOH – S355J2H – S355K2H – S275NH – S275NLH – S275MH – S275MLH – S355NH – S355NLH – S355MH – S355MLH – S420MH – S420MLH

Standart : TS EN 10305-3 – TS EN 10305-5 – DIN 2394 – DIN2395 / Standard : TS EN 10305-3 – TS EN 10305-5 – DIN 2394 – DIN2395

Dış Çap : 30x60 mm / Outer Diameter : 30x60 mm

Uzunluk : 4-8 m / Length : 4-8 m

Et Kalınlığı : 1,2 – 2,0 mm / Wall Thickness : 1,2 – 2,0 mm



Düz Oval Profiller – CR / Flat Oval Profiles – CR

Kalite : DC01 – DC03 – DC04 – DC05 / Quality : DC01 – DC03 – DC04 – DC05

Standart : EN 10130 / Standard : EN 10130

Dış Çap : 15x30 – 32x50 mm / Outer Diameter : 15x30 – 32x50 mm

Et Kalınlığı : 0,7 – 2 mm / Wall Thickness : 0,7 – 2 mm



Yapı Profilleri – HR / Structure Profiles – HR

Kalite : S235JR – S275JR – S355JR / Quality : S235JR – S275JR – S355JR

Standart : N 10219-1 -EN 10305 / Standard : N 10219-1 -EN 10305

Dış Çap : 100 – 250 mm / Outer Diameter : 100 – 250 mm

Et Kalınlığı : 2 – 10 mm / Wall Thickness : 2 - 10 mm



Sanayi Profilleri – CR / Industry Profiles – CR


Kalite : S235JRH – S235JOH – S235J2H – S275JRH – S275JOH – S275J2H – S355JRH – S355JOH – S355J2H – S355K2H / Quality : S235JRH – S235JOH – S235J2H – S275JRH – S275JOH – S275J2H – S355JRH – S355JOH – S355J2H – S355K2H

Standart : EN 10305-3 – EN 10305-5 – ASTM A-500 / Standard: EN 10305-3 – EN 10305-5 – ASTM A-500

Dış Çap : 21.3 – 660 mm / Outer Diameter: 21.3 – 660 mm

Et Kalınlığı : 1.5 – 25 mm / Wall Thickness: 1.5 – 25 mm

Uzunluk : 4-14 m / Length: 4 -14 m



Konstrüksiyon Profilleri – HR / Construction Profiles – HR

Kalite : S235JRH – S275JOH – S275J2H – S275MH – S355JOH – S355J2H – S355K2H – S355MH – S420MH – S460MH / Quality : S235JRH – S275JOH – S275J2H – S275MH – S355JOH – S355J2H – S355K2H – S355MH – S420MH – S460MH

Standart : EN 10219-1 – TS EN 10219-2 – ASTM A-500 / Standard: EN 10219-1 – TS EN 10219-2 – ASTM A-500

Dış Çap : 10x15 – 600x400 mm / Outer Diameter: 10x15 – 600x400 mm

Uzunluk : 0,70 – 20 m / Length: 0,70 – 20 m

Et Kalınlığı : 3 – 12 m / Wall Thickness : 3 – 12 m





DEMİR / IRON



Çelik Hasır / Wire Mesh

Kalite : S220GD+Z 1322 – S220GD+Z – S250GD+Z – S280GD+Z – S320GD+Z – S350GD+Z / Quality : S220GD+Z 1322 – S220GD+Z – S250GD+Z – S280GD+Z – S320GD+Z – S350GD+Z

Standart : TS 4559 – DIN 488 – BS 4483 – ASTM A185 – EN 10346 / Standard : TS 4559 – DIN 488 – BS 4483 – ASTM A185 – EN 10346

Boy : 150 mm / Length : 150 mm

En : 150 – 250 mm / Width : 150 – 250 mm

Çap : 4.5 – 7.5 mm, 0 – 8,5 m / Diameter : 4.5 – 7.5 mm



İmalat Çeliği 1040 Kalite / Manufacturing Steel 1040 Grade

Kalite : ST50 – ST52-3 – ST60 – ST70 / Quality : ST50 – ST52-3 – ST60 – ST70

Standart : SAE 1030 – SAE 1040 – SAE 1050 – SAE 1060 – C30 – C40 – C50 – C60 / Standard : SAE 1030 – SAE 1040 – SAE 1050 – SAE 1060 – C30 – C40 – C50 – C60

Ebat : 6 – 420 mm / Dimensions : 6 – 420 mm




Yuvarlak Düz İnşaat Demirleri / Round Flat Rebars

Kalite : S235JR – S275JR – S355JR / Quality : S235JR – S275JR – S355JR

Standart : ASTM A572 GRADE 50 (AST) – ASTM A615 Grade 40 (AST) – ASTM A615 Grade 60 (AST) – EN 10060 / Standard : ASTM A572 GRADE 50 (AST) – ASTM A615 Grade 40 (AST) – ASTM A615 Grade 60 (AST) – EN 10060

Çap : 1,00 – 28,00 mm / Diameter : 1.00 – 28.00 mm



Soğuk Çekme Lama – Kare – Silme Demirleri / Cold Drawn Lama – Square – Wiping Irons

Kalite : ST-37-2 / Quality : ST-37-2

Standart : EN10278 / Standard : EN10278





TRAPEZ / TRAPEZE



Kenet Çatı Sacı / Clamp Roof Sheet

Kalınlık : 0,50 – 1,20 mm / Thickness : 0,50 – 1,20 mm

Uzunluk : 1000 – 13500 mm / Length : 1000 – 13500 mm


Genişlik : 800 – 1000 mm / Width : 800 – 1000 mm



Trapez Aparatları / Trapeze Apparatus

Ayrıntılı bilgi almak için bizimle iletişime geçiniz.

Please contact us for detailed information.




Boyalı Trapez Mahya / Painted Trapeze Ridge

Genişlik : 87 cm / Width : 87 cm

Kalınlık : 0,40 – 0,90 mm / Thickness : 0,40 – 0,90 mm

Büküm Açısı : 145(standart) / Bend Angle : 145(standard)

Büküm Öncesi Uzunluk : 660 – 1000 mm / Length Before Twist : 660 – 1000 mm



Boyalı Trapez / Painted Trapeze

Form : 27-200 – 38-151 – 40-245 – 55-300 – 56-180 / Form : 27-200 – 38-151 – 40-245 – 55-300 – 56-180

Ebat : 300x300 – 500x500 / Dimensions : 300x300 – 500x500

Kalınlık : 0,40 – 1,00 mm / Thickness : 0,40 – 1,00 mm

Genişlik : 860 – 1000 mm / Width : 860 – 1000 mm

Uzunluk : 1000 – 1300 mm / Length : 1000 – 1300 mm



Trapez Mahya / Trapeze Ridge

Genişlik : 87 cm / Width: 87 cm

Kalınlık : 0,40 – 0,90 mm / Thickness : 0,40 – 0,90 mm

Büküm Açısı : 145(standart) / Bend Angle: 145(standard)

Büküm Öncesi Uzunluk : 660 – 1000 mm / Length Before Bending: 660 – 1000 mm



Kompozit Beton Trapez / Composite Concrete Trapeze


Kalite : DX53D+Z – DX54D+Z – DX56D+Z – S220 GD+Z – S250 GD+Z – S280 GD+Z – S320 GD+Z – S350 GD+Z / Quality : DX-53D+Z – DX54D+Z – DX56D+Z – S220 GD+Z – S250 GD+Z – S280 GD+Z – S320 GD+Z – S350 GD+Z

Standart : EN 10147 / Standars : EN 10147

Kalınlık : 0,70 – 1,50 mm / Thickness : 0,70 – 1,50 mm

Genişlik : 915 mm / Width: 915 mm

Boy : 100 – 1300 mm / Length: 100 – 1300 mm



Galvanizli Trapez / Galvanized Trapeze

Kalite : DX51D+Z – DX54D+Z – DX56D+Z / Quality: DX51D+Z – DX54D+Z – DX56D+Z

Form : 27-200 -38-151 – 40-245 – 55-300 – 56-180 /
Form : 27-200 -38-151 – 40-245 – 55-300 – 56-180

Kalınlık : 0,30 – 0,95 mm / Thickness: 0,30 – 0,95 mm



Galvanizli Beton Trapez / Galvanized Concrete Trapeze

Kalite : DX51D+Z – DX52D+Z – DX53D+Z – DX54D+Z – DX56D+Z – S220 GD+Z – S250 GD+Z – S280 GD+Z – S320 GD+Z – S350 GD+Z / Quality : DX51D+Z – DX52D+Z – DX53D+Z – DX54D+Z – DX56D+Z – S220 GD+Z – S250 GD+Z – S280 GD+Z – S320 GD+Z – S350 GD+Z

Standart : TSE 4559 / Standard : TSE 4559

Form : 54/305 / Form : 54/305

Kalınlık : 0,70 – 1,50 mm / Thickness : 0,70 – 1,50 mm


Genişlik : 915 mm / Width: 915 mm

Boy : 100 – 1300 mm / Length : 100 – 1300 mm





YAPI MALZEMELERİ / CONSTRUCTION MATERIALS




Çatı Sandviç Paneli / Roof Sandwich Panel

PUR / PIR Yalıtım Tipi Kalınlık : 40 – 200 mm /
PUR / PIR Insulation Type Thickness: 40 – 200 mm

Mineral Yün Yalıtımında Kalınlık : 50 – 150 mm / Thickness in
Mineral Wool Insulation: 50 – 150 mm

Eps Yalıtımı Kalınlık : 40 – 150 mm / Eps Insulation Thickness:
40 – 150 mm



Cephe Paneli / Facade Panel

Panel kalınlıkları : 40-50-60-80-100 mm /
Panel thicknesses: 40-50-60-80-100 mm
Poliüretan Yoğunluğu : 40 kg/m³ (+2) /
Polyurethane Density: 40 kg/m³ (+2)
Poliüretan Sınıfı : B2 , PIR (TS 14509) /
Polyurethane Class : B2 , PIR (TS 14509)
Net Kaplama eni (alanı) : 1000 mm /
Net Coating width (area): 1000 mm
Maksimum uzunluk : 16 m / Maximum length: 16 m
Üst Metal Kalınlıkları : 0,50 – 0,60 – 0,70 mm /
Upper Metal Thickness: 0.50 – 0.60 – 0.70 mm
Alt Metal Kalınlıkları : 0,40 – 0,50 – 0,60 – 0,70 mm /
Bottom Metal Thickness: 0.40 – 0.50 – 0.60 – 0.70 mm



ÇELİK DOLAP / STEEL CABINET



Proje Dolapları / Project Cabinets

Uzunluk : 170 cm / Length: 170 cm

Genişlik : 132 cm / Width : 132 cm

Kalıklık : 40 cm / Thickness : 40 cm




Kartoteks / Index Card

Uzunluk : 71,102,133,163 cm / Length: 71,102,133,163 cm

Genişlik : 46,5 cm / Width : 46,5 cm

Kalıklık : 62 cm / Thickness : 62 cm



Harita Plan Dolabı / Map Plan Cabinet

Uzunluk : 74 cm / Length : 74 cm

Genişlik : 130 cm / Width : 130 cm

Kalıklık : 94 cm / Thickness : 94 cm



Yarım Dosya Dolabı / Half File Cabinet

Uzunluk : 130 cm / Length: 130 cm


Genişlik : 92 cm / Width : 92 cm

Kalıklık : 40 cm / Thickness: 40 cm





MARS STEEL



"GÜÇLÜ STOK"

"STRONG STOCK"


"HIZLI TESLİMAT"

"FAST DELIVERY"

“BİRLİKTE GÜÇLÜYÜZ”



“TOGETHER WE ARE STRONG”





MEMNUNİYET VE GÜVENLE TÜM DÜNYAYA
ÜRÜNLERİMİZİ ULAŞTIRMAYA DEVAM EDİYORUZ

WE CONTINUE TO SHIP OUR PRODUCTS TO
THE WORLD WITH SATISFACTION AND CONFIDENCE





+90 312 504 16 60
+90 543 664 00 78



info@marssteel.com.tr
info@marscelikservismerkezi.com



www.marscelikservismerkezi.com
www.marssteel.com.tr



Saray Mahallesi , 1502. Sok. No: 3
Kahramankazan - Ankara
Türkiye-Turkey

